



Technical Data

Original Instructions

PanelView 5510 Terminals Specifications

Catalog Numbers 2715P-B7CD, 2715P-B7CD-B, 2715P-B7CD-K, 2715P-T7CD, 2715P-T7CD-B, 2715P-T7CD-K, 2715P-T7WD, 2715P-T7WD-B, 2715P-T7WD-K, 2715P-T9WD, 2715P-T9WD-B, 2715P-T9WD-K, 2715P-T9WD-BSK, 2715P-B10CD, 2715P-B10CD-B, 2715P-B10CD-K, 2715P-T10CD, 2715P-T10CD-B, 2715P-T10CD-K, 2715P-T12WD, 2715P-T12WD-B, 2715P-T12WD-K, 2715P-T12WD-BSK, 2715P-B15CD, 2715P-B15CD-B, 2715P-B15CD-K, 2715P-T15CD, 2715P-T15CD-B, 2715P-T15CD-K, 2715P-T19CD, 2715P-T19CD-B, 2715P-T19CD-K

Topic	Page
Summary of Changes	2
Environmental Specifications	2
Certifications	3
Technical Specifications	4
Terminal Dimensions	8
Studio 5000 Environment	9
Accessories	10
Additional Resources	11

The PanelView™ 5510 terminals are operator interface devices that monitor and control devices attached to ControlLogix® 5570 or 5580 controllers, and CompactLogix™ 5370, 5380, or 5480 controllers over an EtherNet/IP™ network. Animated graphic and text displays provide a view to operators into the operating state of a machine or process. Operators interact with the control system by using the touch screen or keypad of the terminal.

The PanelView 5510 terminals include these features and capabilities:

- Tightly integrated control and design environment allows information to be shared between the PanelView 5510 terminal and the Logix platforms.
- The Studio 5000® environment provides one point of access for the Studio 5000 View Designer® and Studio 5000 Logix Designer® applications.⁽¹⁾
- PanelView 5000 terminals are compatible with the following controllers using firmware V27 or later: ControlLogix 5570 and 5580 controllers and CompactLogix 5370, 5380, and 5480 controllers.⁽²⁾
- Supports a maximum of 500 user-defined screens.
- Supports a maximum of 4000 Logix-based alarms per controller.
- Ethernet communication that supports Device Level Ring (DLR), linear, or star network topologies.
- High-speed human machine interface (HMI) button control and easily configured navigation menu.

(1) PanelView 5510 firmware can support up to 4000 Logix-based alarms if you use Studio 5000 View Designer application version 5 and Studio 5000 Logix Designer application version 32 or higher. Earlier versions of the Studio 5000 View Designer or Studio 5000 Logix Designer applications can support up to 1000 Logix-based alarms. For more information about the Logix-based alarms, see footnote 2.

(2) A combination of up to four of the following Logix controller models: ControlLogix 5570 or 5580 controllers, or CompactLogix 5370, 5380, or 5480 controllers with revision 27 firmware or later. NOTE: Each Logix controller can use up to either 4000 tag-based alarms or up to 1000 instruction-based alarms.

- Automatic Diagnostics capability.
- Conformal coating available for all terminal sizes.
- HTML5 capable web browser that can be used to display web pages, videos (mp4), and IP camera streams (H.264 or mjpeg).

Summary of Changes

This publication contains new and updated information as indicated in this table.

Topic	Page
Updated the list of catalog numbers.	1
Updated the bulleted list of features and capabilities.	1...2
Updated the Environmental Specifications table.	2
Updated the weights in the Technical Specifications table.	5, 7

Environmental Specifications

This table provides environmental specifications for the PanelView 5510 terminals.

Attribute	Value
Temperature, operating	0...55 °C (32...131 °F)
Temperature, nonoperating	-25...+70 °C (-13...+158 °F)
Relative humidity	5...95% without condensation
Vibration ⁽¹⁾	0.012 p-p, 10...57 Hz 2 g peak at 57...500 Hz
Shock, operating	15 g at 11 ms
Shock, nonoperating ⁽²⁾	30 g at 11 ms
Altitude, operating	Sea level to 2000 m (6562 ft)
Enclosure ratings	NEMA and UL Type 12, 13, 4X, also rated IP66 as Classified by UL The PanelView 5510 9-in. wide and 12-in. wide Stainless Steel terminals are also rated IP69 as Classified by UL and tested for IP69K according to ISO 20653.
Corrosive Atmosphere ASTM B845-97 Method K Accelerated Test (30 Day Exposure)	For PanelView 5310 conformal-coated PCBA level products with catalog numbers that end in K, product meets or exceeds the following requirement: Severity Level GX*** per ANSI/ISA 71.04.2013, Airborne Contaminants—Gases **Up to 2100 angstroms of film growth per 3 days of copper and silver reactivity Severity Level CX* per IEC 60721-3-3 2019, Chemically Active Substances *Port plugs need to remain installed in unused ports, at all times during storage and operation, for the product to meet its corrosive atmosphere rating.

(1) The 19-inch terminals (2715P-T19CD and 2715P-T19CD-B) are rated to 0.006 p-p, 10...57 Hz, 1 g peak at 57...500 Hz.

(2) The 19-inch terminals (2715P-T19CD and 2715P-T19CD-B) are rated to 15 g at 11 ms.

Certifications

This table provides certification information for the PanelView 5510 terminals.

Certification ⁽¹⁾	Value
c-UL-us	UL 121201 for use in Hazardous Locations, Class I, Division 2, Groups A, B, C, and D; UL 61010-1, UL 61010-2-201, CAN/CSA-C22.2 No. 61010-1, and CAN/CSA-C22.2 No. 61010-2-201; see 2715P-CT004
CE (EMC)	European Union EMC Directive, compliance with: <ul style="list-style-type: none"> EN 61131-2; Programmable Controllers (pertinent EMC sections); see 2715P-CT003
EAC	Russian Customs Union TP TC 020/2011 EMC Technical Regulation; see 271-CT001
EtherNet/IP	ODVA conformance tested to EtherNet/IP specifications; see 2715P-CT001
KC	KC registered; see 2715P-CT005
Marine	See 2715P-CT007 (ABS), 2715P-CT008 (BV), 2715P-CT011 (DNV-GL), 2715P-CT013 (LR), 2715P-CT014 (KRS), and LOGIX-CT014 (RINA)
Morocco	Moroccan EMC Directive, compliance with: <ul style="list-style-type: none"> NM EN 61131-2; Programmable Controllers EMC; see 2715P-CT012
RCM	Australian Radiocommunications Act, compliance with: <ul style="list-style-type: none"> EN 61000-6-4; Industrial Emissions; see 2715P-CT006
RoHS	<ul style="list-style-type: none"> China RoHS European RoHS Turkey RoHS (EEE Yönetmeliğine Uygunudur. In Conformity with the EEE Regulation.) UAE RoHS ENV-CT001

(1) When marked. See Product Certifications at rok.auto/certifications for declarations of conformity, certificates, and other certification details.

Technical Specifications

This section provides technical specifications for the PanelView 5510 terminals.

Technical Specifications, PanelView 5510 Terminals – 6.5-in., 7-in., 9-in., and 10.4-in. Models

Attribute	6.5-in. Touch	6.5-in. Touch with Keypad	7-in. Touch	9-in. Touch	10.4-in. Touch	10.4-in. Touch with Keypad
	2715P-T7CD 2715P-T7CD-B ⁽¹⁾ 2715P-T7CD-K ⁽²⁾	2715P-B7CD 2715P-B7CD-B ⁽¹⁾ 2715P-B7CD-K ⁽²⁾	2715P-T7WD 2715P-T7WD-B ⁽¹⁾ 2715P-T7WD-K ⁽²⁾	2715P-T9WD 2715P-T9WD-B ⁽¹⁾ 2715P-T9WD-K ⁽²⁾ 2715P-T9WD-BSK	2715P-T10CD 2715P-T10CD-B ⁽¹⁾ 2715P-T10CD-K ⁽²⁾	2715P-B10CD 2715P-B10CD-B ⁽¹⁾ 2715P-B10CD-K ⁽²⁾
Operator input	Touch plus menu navigation button	Touch with keypad plus menu navigation button	Touch plus menu navigation button			Touch with keypad plus menu navigation button
Conformal coated	Yes					
Display type	Color TFT LCD (thin-film-transistor, liquid-crystal display)					
Display size, diagonal	6.5-in.		7-in. widescreen	9-in. widescreen	10.4-in.	
View area, W x H	132 x 99 mm (5.2 x 3.9 in.)		152 x 91 mm (6.0 x 3.6 in.)	196 x 118 mm (7.7 x 4.6 in.)	211 x 158 mm (8.3 x 6.2 in.)	
Display resolution/ aspect ratio	640 x 480 VGA/4:3		800 x 480 WVGA/5:3		800 x 600 SVGA/4:3	
Color depth	24-bit color graphics (16.7 million colors)					
Brightness, typical	300 cd/m ² (Nits)					
Backlight	<ul style="list-style-type: none"> Light-emitting diode, non-replaceable Life: 50,000 h min at 40 °C (104 °F) to half-brightness 					
Backlight power consumption, typical	3 W			4 W		
Touch screen	<ul style="list-style-type: none"> Analog resistive Actuation rating: 1 million presses Operating force: <100 grams 					
Keypad	—	<ul style="list-style-type: none"> 12 function keys: L1...L6, R1...R6 Numeric keypad and navigation keys Actuating rating: 1 million presses Operating force: 300 grams 	—	<ul style="list-style-type: none"> 16 function keys: L1...L8, R1...R8 Numeric keypad and navigation keys Actuating rating: 1 million presses Operating force: 300 grams 		
Battery (real-time clock backup)	<ul style="list-style-type: none"> Accuracy: +/-2 minutes per month Battery life: 4 years min at 25 °C (77 °F) Replacement: CR2032 lithium coin cell 					
Memory	1 GB RAM					
RAM	1 GB nonvolatile storage for projects					
Use available	1 GB nonvolatile storage for projects					
Secure Digital (SD) card slot	One SD card slot for external storage; supports cat. no. 1784-SDx cards. See Secure Digital (SD) Cards on page 10.					
USB ports	Two USB 2.0 high-speed (type A) host ports to support removable USB drives for external storage.					
Host	One USB 2.0 high-speed (type B) device port to connect to a host computer that is software-feature dependent.					
Device	One USB 2.0 high-speed (type B) device port to connect to a host computer that is software-feature dependent.					
Ethernet port	Two 10/100Base-T, Auto MDI/MDI-X Ethernet ports that support (Device Level Ring) DLR, linear, or star network topologies.					
Status indicators	STS (status, green), ERR (error, red)					
Software	Studio 5000 environment provides single portal to View Designer and Logix Designer applications.					
Electrical						
USB host ports (type A)	0.5 A at 5V DC					
Input voltage	24V DC nom (18...30V DC)					
Power consumption, max	22 W			24 W	25 W	

Technical Specifications, PanelView 5510 Terminals – 6.5-in., 7-in., 9-in., and 10.4-in. Models (Continued)

Attribute	6.5-in. Touch	6.5-in. Touch with Keypad	7-in. Touch	9-in. Touch	10.4-in. Touch	10.4-in. Touch with Keypad
		2715P-T7CD 2715P-T7CD-B ⁽¹⁾ 2715P-T7CD-K ⁽²⁾	2715P-B7CD 2715P-B7CD-B ⁽¹⁾ 2715P-B7CD-K ⁽²⁾	2715P-T7WD 2715P-T7WD-B ⁽¹⁾ 2715P-T7WD-K ⁽²⁾	2715P-T9WD 2715P-T9WD-B ⁽¹⁾ 2715P-T9WD-K ⁽²⁾ 2715P-T9WD-BSK	2715P-T10CD 2715P-T10CD-B ⁽¹⁾ 2715P-T10CD-K ⁽²⁾
Power consumption, typical	12 W		17 W	14 W	15 W	
Power dissipation	41 BTU/hr.			48 BTU/hr.	51 BTU/hr.	
Inrush current, typical	7 A					
Power supply	Supports SELV and PELV 24V DC supplies ⁽³⁾⁽⁴⁾					
Mechanical						
Weight, approx	2 kg (4.4 lb)	2.27 kg (5 lb)	2 kg (4.4 lb)	2.42 kg (5.35 lb) ⁽⁵⁾	3.35 kg (7.4 lb)	3.72 kg (8.2 lb)
Terminal dimensions, approx	See PanelView 5510 Terminal and Cutout Dimensions on page 8.					
Cutout dimensions, approx	See PanelView 5510 Terminal and Cutout Dimensions on page 8.					

(1) Add -B to the end of a catalog number to order a terminal without the Allen-Bradley logo and product identification, for example, 2715-T7CD-B.

(2) Add -K to the end of a catalog number to order a terminal with conformal coating, for example, 2715P-T7CD-K.

(3) DC-powered terminals support safety extra low voltage (SELV) and protective extra low voltage (PELV) 24V DC power supplies such as cat. nos. 1606-XLP95E, 1606-XLP100E, 2711P-RSACDIN.

(4) Where PELV is defined in IEC 61131-2.

(5) The approximate weight of the PanelView 5510 stainless steel 9-in. terminal is 2.1 kg (4.6 lb).

Technical Specifications, PanelView 5510 Terminals – 12.1-in., 15-in., and 19-in. models

Attribute	12.1-in. Touch	15-in. Touch	15-in. Touch with Keypad	19-in. Touch
	2715P-T12WD 2715P-T12WD-B ⁽¹⁾ 2715P-T12WD-K ⁽²⁾ 2715P-T12WD-BSK	2715P-T15CD 2715P-T15CD-B ⁽¹⁾ 2715P-T15CD-K ⁽²⁾	2715P-B15CD 2715P-B15CD-B ⁽¹⁾ 2715P-B15CD-K ⁽²⁾	2715P-T19CD 2715P-T19CD-B ⁽¹⁾ 2715P-T19CD-K ⁽²⁾
Operator input	Touch plus menu navigation button		Touch with keypad plus menu navigation button	Touch plus menu navigation button
Conformal coated	Yes			
Display type	Color TFT LCD (thin-film-transistor, liquid-crystal display)			
Display size, diagonal	12.1-in. widescreen	15-in.		19-in.
View area, W x H	261 x 163 mm (10.3 x 6.4 in.)	304 x 228 mm (12 x 9 in.)		376 x 301 mm (14.8 x 11.9 in.)
Display resolution/aspect ratio	1200 x 800 WXGA, 16:10	1024 x 768 XGA, 4:3		1280 x 1024 SXGA, 5:4
Color depth	24-bit color graphics (16.7 million colors)			
Brightness, typical	300 cd/m ² (Nits)			
Backlight	<ul style="list-style-type: none"> Light-emitting diode, non-replaceable Life: 50,000 h min at 40 °C (104 °F) to half-brightness 			
Backlight power consumption, typical	5 W	8.5 W		18 W
Touch screen	<ul style="list-style-type: none"> Analog resistive Actuation rating: 1 million presses Operating force: <100 grams 			
Keypad	—		<ul style="list-style-type: none"> 20 function keys: L1...L10, R1...R10 Numeric keypad and navigation keys Actuating rating: 1 million presses Operating force: 300 grams 	—
Battery (real-time clock backup)	<ul style="list-style-type: none"> Accuracy: +/-2 minutes per month Battery life: 4 years min at 25 °C (77 °F) Replacement: CR2032 lithium coin cell 			
Memory				
RAM	1 GB			
User available	1 GB nonvolatile storage for projects			
Secure Digital (SD) card slot	One SD card slot for external storage; supports cat. no. 1784-SDx cards. See Secure Digital (SD) Cards on page 10.			
USB ports				
Host	Two USB 2.0 high-speed (type A) host ports to support removable USB drives for external storage.			
Device	One USB 2.0 high-speed (type B) device port to connect to a host computer that is software-feature dependent.			
Ethernet port	Two 10/100Base-T, Auto MDI/MDI-X Ethernet ports that support (Device Level Ring) DLR, linear, or star network topologies.			
Status indicators	STS (status, green), ERR (error, red)			
Software	Studio 5000 environment provides single portal to View Designer and Logix Designer applications.			
Electrical				
USB host ports (type A)	0.5 A at 5V DC			
Input voltage	24V DC nom (18...30V DC)			
Power consumption, max	26 W	33 W		43 W

Technical Specifications, PanelView 5510 Terminals – 12.1-in., 15-in., and 19-in. models (Continued)

Attribute	12.1-in. Touch	15-in. Touch	15-in. Touch with Keypad	19-in. Touch
	2715P-T12WD 2715P-T12WD-B ⁽¹⁾ 2715P-T12WD-K ⁽²⁾ 2715P-T12WD-BSK	2715P-T15CD 2715P-T15CD-B ⁽¹⁾ 2715P-T15CD-K ⁽²⁾	2715P-B15CD 2715P-B15CD-B ⁽¹⁾ 2715P-B15CD-K ⁽²⁾	2715P-T19CD 2715P-T19CD-B ⁽¹⁾ 2715P-T19CD-K ⁽²⁾
Power consumption, typical	16 W	27 W		30 W
Power dissipation	62 BTU/hr.			113 BTU/hr.
Inrush current	7 A			
Power supply	Supports SELV and PELV 24V DC supplies ⁽³⁾			
Mechanical				
Weight, approx	3.61 kg (7.96 lb) ⁽⁴⁾	4.77 kg (10.5 lb)	5.5 kg (12.13 lb)	7.5 kg (16.5 lb)
Terminal dimensions, approx	See PanelView 5510 Terminal and Cutout Dimensions on page 8.			
Cutout dimensions, approx	See PanelView 5510 Terminal and Cutout Dimensions on page 8.			

(1) Add -B to the end of a catalog number to order a terminal without the Allen-Bradley logo and product identification, for example, 2715-T7CD-B.

(2) Add -K to the end of a catalog number to order a terminal with conformal coating, for example, 2715P-T7CD-K.

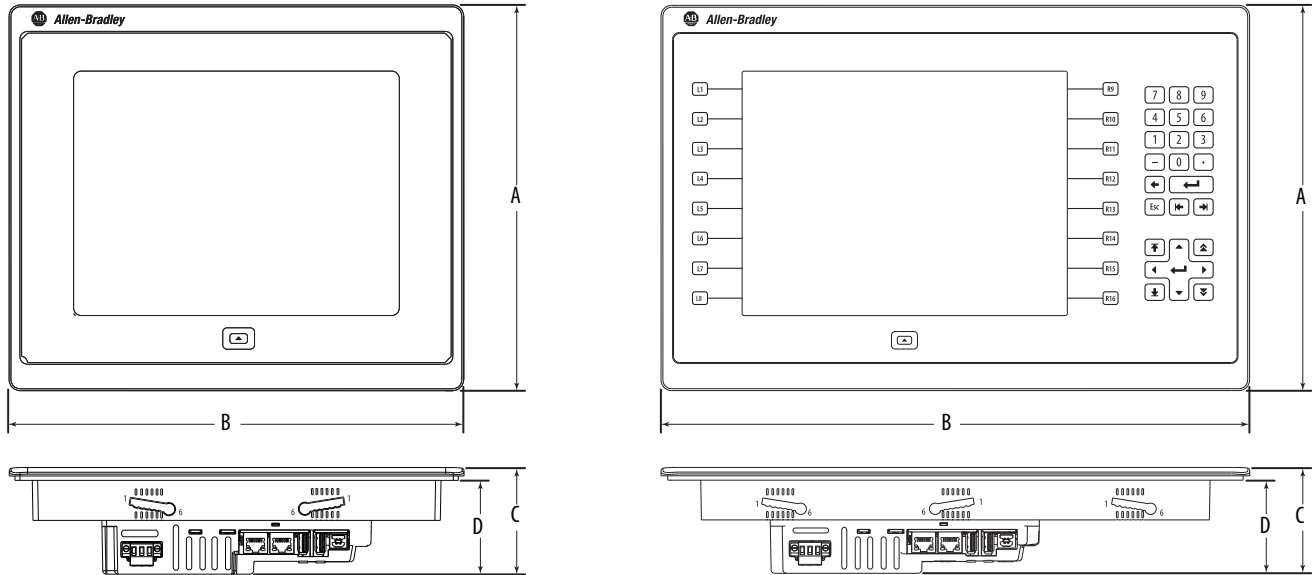
(3) DC-powered terminals support safety extra low voltage (SELV) and protective extra-low voltage (PELV) 24V DC power supplies such as cat. nos. 1606-XLP95E, 1606-XLP100E, 2711P-RSACDIN.

(4) The approximate weight of the PanelView 5510 stainless steel 12.1-in. terminal is 3.3kg (7.4 lbs).

Terminal Dimensions

This section provides dimensions for the PanelView 5510 terminals. The 10.4-inch keypad and touch terminal is shown for illustrative purposes. All other terminal sizes look similar.

PanelView 5510 Terminal Dimensions - (10.4-in. terminal shown)



PanelView 5510 Terminal and Cutout Dimensions

Terminal Size	Input Type	Terminal Dimensions				Cutout Dimensions	
		Height (A) mm (in.)	Width (B) mm (in.)	Overall Depth (C) mm (in.)	Mounted Depth (D) mm (in.)	Height (A) mm (in.)	Width (B) mm (in.)
6.5-in.	Keypad and touch	178 (7.0)	285 (11.22)	69.5 (2.74)	64 (2.50) ⁽¹⁾	142 (5.59)	237 (9.33)
	Touch		212 (8.35)				184 (7.24)
7-in.	Touch	237 (9.3)	148 (5.82)			207 (8.15)	
9-in.	Touch	190 (7.48)	280 (11.02)			162 (6.38)	252 (9.92)
10.4-in.	Keypad and touch	252 (9.92)	385 (15.16)			224 (8.82)	335 (13.19)
	Touch		297 (11.69)			269 (10.59)	
12.1-in.	Touch	246 (9.69)	340 (13.39)			218 (8.58)	312 (12.28)
15-in.	Keypad and touch	329 (12.95)	484 (19.06)			290 (11.42)	418 (16.46)
	Touch	318 (12.52)	381 (15.00)	353 (13.90)			
19-in.	Touch	411 (16.18)	485 (19.09)	383 (15.08)	457 (17.99)		

(1) When mounted in a panel, the front of the bezel extends less than 6.36 mm (0.25 in.) from the front of the panel.

Studio 5000 Environment

Use the Studio 5000 environment to create HMI applications for the PanelView 5510 terminal.



This environment includes these major components:

- **Studio 5000 View Designer** – the application where you create and design projects for a specific PanelView 5510 terminal and deploy that project to the terminal.

A project that is created for one terminal size can be converted for other terminals across the entire 5510 platform, regardless of size.

- **Studio 5000 Logix Designer** – the application that is used to develop control logic for a CompactLogix or ControlLogix controller and deploy that logic to the terminal.

Accessories

This section lists accessories for the PanelView 5510 terminals.

Protective Overlays

Cat. No. ⁽¹⁾	Display Size	Operator Input	
		Touch	Key and Touch
2711P-RGT7SP	6.5-in.	•	
2711P-RGB7P			•
2711P-RGT7W	7-in. widescreen	•	
2711P-RGT9SP	9-in. widescreen	•	
2711P-RGT10SP	10.4-in.	•	
2711P-RGB10P			•
2711P-RGT12SP	12.1-in. widescreen	•	
2711P-RGT15SP	15-in.	•	
2711P-RGB15P			•
2711P-RGT19P	19-in.	•	

(1) Three overlays are shipped with each catalog number.

Power Supplies and Power Terminal Blocks

Cat. No.	Description	Quantity
1606-XLP95E	DIN rail power supply, 24...28V DC output voltage, 95 W	1
1606-XLP100E	DIN rail power supply, 24...28V DC output voltage, 100 W	1
2711P-RTBDSP	3-pin DC power terminal block (black with white labels for +, -, and gnd)	10

Mounting Hardware

Cat. No.	Description	Quantity
2711P-RMCP ⁽¹⁾	Mounting levers (black)	16
2711P-RTMC ⁽²⁾	Mounting clips (only for stainless steel terminals)	8

(1) Catalog number 2711P-RMCP mounting levers are used with the PanelView 5510 terminals. Do not use gray mounting levers; they are not compatible with PanelView 5510 terminals.

(2) Catalog number 2711P-RTMC mounting clips are used for stainless steel terminals, catalog numbers 2715P-T9WD-BSK or 2715P-T12WD-BSK. Note that 2715P-T12WD-BSK requires 10 mounting clips. If you need more than eight clips, order two 2711P-RTMC mounting clip kits.

Secure Digital (SD) Cards⁽¹⁾

Cat. No.	Description
1784-SDHC8	8-GB SDHC card
1784-SDHC32	32-GB SDHC card

(1) To help reduce the chance of corruption when you use SD Cards or USB drives with the terminal, Rockwell Automation recommends that you use only the above SD card catalog numbers.

The SD and SDHC accessory cards in the above table have been designed to meet industrial robustness and environmental requirements. Rockwell Automation recommends that you use these accessory cards with the terminal to help reduce the chances of corruption. Studio 5000 View Designer software requires the following for SD cards that are inserted into the HMI device:

- 4 GB of free space
- A supported SDHC card type, preferably one listed in the [Secure Digital \(SD\) Cards](#) table

- An environmental rating for the PanelView 5000 environment
- A supported format of either FAT32 or ext3

Additional Resources

These documents contain more information about related products from Rockwell Automation.

Resource	Description
Visualization Solutions Selection Guide, publication VIEW-SG001	Provides an overview of the visualization products (includes catalog number selections) offered by Rockwell Automation.
PanelView 5510 Terminals User Manual, publication 2715P-UM001	Provides information on how to install, operate, configure, and troubleshoot the PanelView 5510 terminals.
Industrial Automation Wiring and Grounding Guidelines, publication 1770-4.1	Provides general guidelines on how to install a Rockwell Automation industrial system.
Product Certifications website, rok.auto/certifications	Provides declarations of conformity, certificates, and other certification details.

You can view or download publications at rok.auto/literature.

Rockwell Automation Support

Use these resources to access support information.

Technical Support Center	Find help with how-to videos, FAQs, chat, user forums, and product notification updates.	rok.auto/support
Knowledgebase	Access Knowledgebase articles.	rok.auto/knowledgebase
Local Technical Support Phone Numbers	Locate the telephone number for your country.	rok.auto/phonesupport
Literature Library	Find installation instructions, manuals, brochures, and technical data publications.	rok.auto/literature
Product Compatibility and Download Center (PCDC)	Download firmware, associated files (such as AOP, EDS, and DTM), and access product release notes.	rok.auto/pcdc

Documentation Feedback

Your comments help us serve your documentation needs better. If you have any suggestions on how to improve our content, complete the form at rok.auto/docfeedback.

Allen-Bradley, CompactLogix, ControlLogix, expanding human possibility, PanelView, Rockwell Automation, Rockwell Software, Studio 5000, Studio 5000 View Designer, and Studio 5000 Logix Designer are trademarks of Rockwell Automation, Inc.




EtherNet/IP is a trademark of ODVA, Inc.

SD and SDHC are trademarks of SD-3C LLC.

Trademarks not belonging to Rockwell Automation are property of their respective companies.

Rockwell Automation maintains current product environmental compliance information on its website at rok.auto/pec.

Rockwell Otomasyon Ticaret A.Ş. Kar Plaza İş Merkezi E Blok Kat:6 34752, İçerenköy, İstanbul, Tel: +90 (216) 5698400 EEE Yönetmeliğine Uygundur

Connect with us.    

rockwellautomation.com — expanding **human possibility**[®]

AMERICAS: Rockwell Automation, 1201 South Second Street, Milwaukee, WI 53204-2496 USA, Tel: (1) 414.382.2000, Fax: (1) 414.382.4444

EUROPE/MIDDLE EAST/AFRICA: Rockwell Automation NV, Pegasus Park, De Kleetlaan 12a, 1831 Diegem, Belgium, Tel: (32) 2 663 0600, Fax: (32) 2 663 0640

ASIA PACIFIC: Rockwell Automation, Level 14, Core F, Cyberport 3, 100 Cyberport Road, Hong Kong, Tel: (852) 2887 4788, Fax: (852) 2508 1846

Publication 2715P-TD001E-EN-P - October 2021

Supersedes Publication 2715P-TD001D-EN-P - July 2021

Copyright © 2021 Rockwell Automation, Inc. All rights reserved. Printed in the U.S.A.